

25th-29th January 2021

Hello to all our First Class boys and girls,

Hello everybody ! Two weeks down already and heading into our third and hopefully final week working remotely . Here is your work for next week Please don't worry if you don't get it all finished and don't worry if you can't print off the sheets, they are just to help you . Thanks for all the work you have been doing so far . You are all working very hard !

Maths: Master Your Maths book Week 17 (pg. 38, 39). You can do the test on page 82 on Friday. **Operation Maths** book pgs. 81, 82 , 83, 84, 85 and 86.

English: The lesson for this week is "A Very Sore Nose ". You will enjoy reading this story ! Also , it ties in with P.E, as it is about gymnastics .It is an example of Recount writing . Complete the activities on pg. 15, 16 and 17 if you can . Page 17 is about adjectives. They are words which describe nouns . Remember to spend about 15 minutes a day reading a book of your choice and ask the adults at home to help with spelling.

Grammar: We are looking at verbs again this week, but this time we are looking at how to use them in the past tense . It's all about adding "d" or "ed" . In some words , you have to double the last letter before you add "ed". You will find two sheets on this below .

Spelling list: We are on to week 17 in our spellings, magic e with u. We have attached the spelling list for you. We will be doing your spelling test on Seesaw on Friday.

Gaeilge: We will be doing 'Éadaí " We will put the videos on Seesaw for you. You can work on pages 44, 45, 46 and 47 only this week. We will continue with the other pages in the next few weeks

Grow in Love: Book p26 and 27. It's about the gospel. We will add the videos to Seesaw. You can access Grow in Love on <https://app.growinlove.ie/en/>. Login use the email trial@growinlove.ie and password growinlove

Geography: We are doing different types of homes . We have attached sheets to help you. Write the answers into your SESE copy if you didn't print the sheet.

History: We are exploring Grandparents lives. We are looking at how things have changed over the years . We have attached some pages for you to work on. Below is a link to virtual field trips with the National Museum of Ireland.

<https://www.museum.ie/en-IE/Museums/Natural-History/Exhibitions>







Science: We will be looking at the effects of heating and cooling on a range of liquids and solids. We have attached more sheets. Write the answers into your SESE copy if you didn't print the sheet.

Music: Enrol with Dabbledoo music for your free subscription:

https://dabbledoomusic.com/p/parents-subscription-full-access/?product_id=1122889&coupon_code=20498B

Melting

Heating can change things. Some solids melt and become liquids. Test out these solids to see what happens. Put some of each of the following into plastic cups. Stand the cups in hot water for 15 minutes.

		My guess		Result	
		melts	does not melt	melts	does not melt
ice-cube					
butter					
apple					
chocolate					
ice-cream					
wax					

Which melted first? _____

Would any of these solids need more heat to melt? _____


Make chocolate rice krispie cakes.

Melt some chocolate.

Add rice krispies and stir well until they are coated in chocolate.


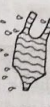


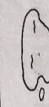

Spoon into cake cases.

Let them cool. Enjoy!





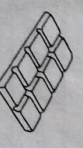



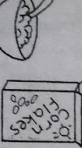


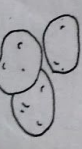


Heating and Cooling

A. What happens to each thing in the sun?
Colour the correct word in each row.

chocolate 	grows	swims	melts
wet swimsuit 	cooks	dries	grows
flowers 	sleep	grow	melt
ice cubes 	melt	grow	cook
puddle 	melts	cooks	dries
wet clothes 	melt	dry	grow

B. Cooking changes food. Tick (✓) the food that has to be cooked before we can eat it. Colour.


sausages 	lettuce 	fish 	grapes 
chocolate 	burgers 	rashers 	pizza 
cornflakes 	chops 	bananas 	potatoes 

Old and modern

Look carefully at all the objects. Are they old or modern?
Put the correct number in the box.



1




2




3




4



5



6



7




8




9



10




11



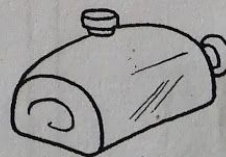
12



13



14



15

old									
modern									

My Grandparents are...

caring awesome
smart loving


kind

super

ace

cool

wise



wise

fun

No.1

kind

smart

lovely amazing


awesome generous

brilliant precious brave

A washing tub and mangle




Draw or paste a picture of a washing machine you would see today.




things that have changed


The car



Draw or paste a picture of a car you would see today.



The telephone



Draw or paste a picture of a telephone you would see today.

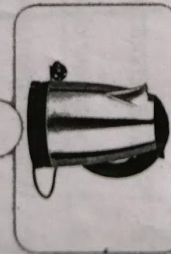

My Grandparents' Home






Talk about each of the pictures. Which ones would have been in your grandparents' home when they were growing up?



Aca stove



Glass stove











Now and then

NOW and then: Did our parents and grandparents eat the same? Ask them to help you to fill in the chart.

Parent

or older person

		Did you eat these when you were a child?	Did you eat these when you were a child?
pizza			
stew			
burgers			
pasta			
yoghurt			
broccoli			
rice krispies			
Chinese			

Find out what your parent and grandparent's favourite food was as a child.

parent _____ grandparent _____

What did they bring to school for lunch?

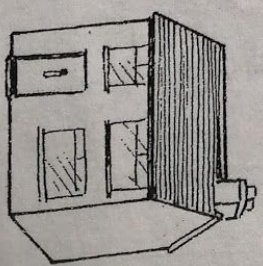
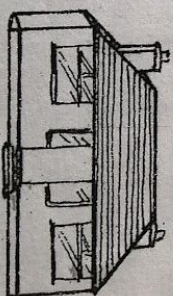
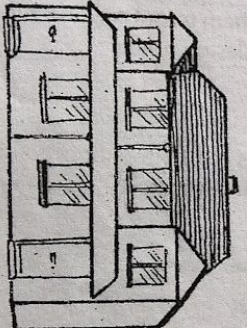
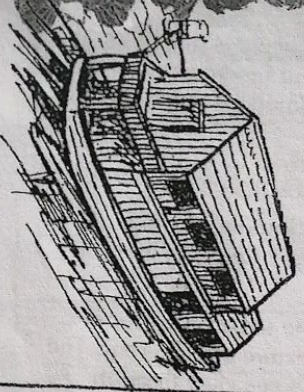
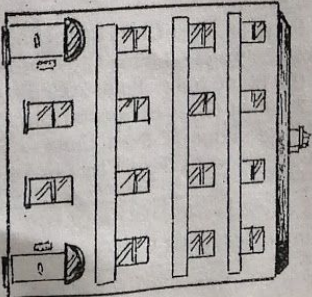
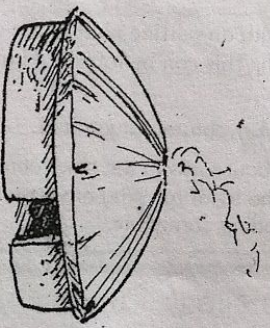

parent _____ grandparent _____

detached
semi-detached

bungalow
flats

caravan
houseboat

mobile home
mud hut



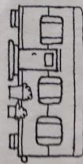
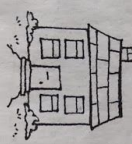
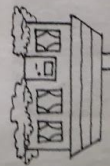

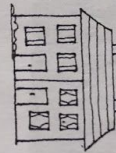
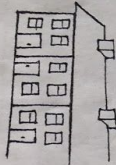
Homes

There are many different types of home in Ireland.

Talk about them.

Name each type of home.

semi-detached bungalow terraced
detached caravan flats
thatched cottage mobile home



Draw your home here.

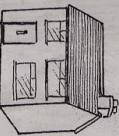
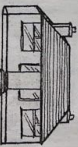
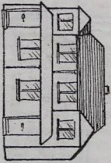

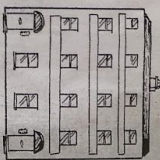
What type of home is it?

Homes and Families

Our homes are special to all of us. They give us shelter. We spend time with our families and friends there. Our homes keep us safe. There are many different types of houses.

Name each house. Fill in the missing words in the sentences below.

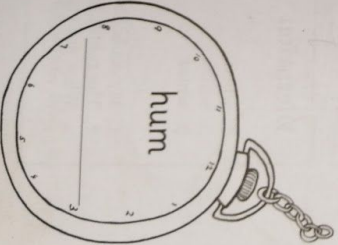
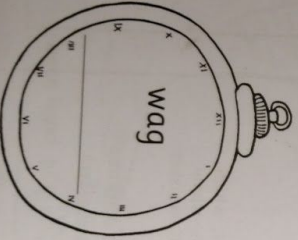
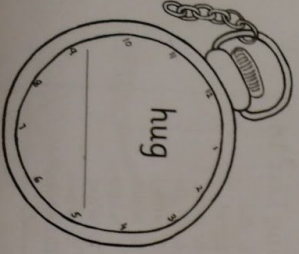
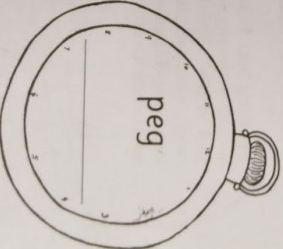
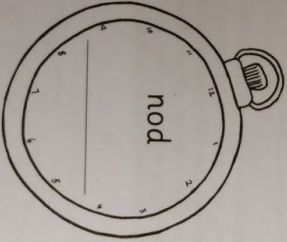
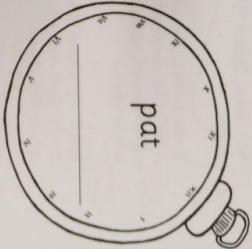
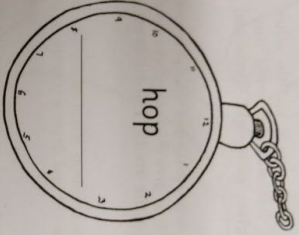

detached	bungalow	caravan	mobile home
semi-detached	flats	houseboat	mud hut



1. A _____ is a house on wheels.
2. Many people in China live on the water in _____.
3. A _____ is like a very big caravan without wheels.
4. Many homes together in a tall building are called _____.
5. In very warm countries some people live in _____.
6. A _____ has no stairs.
7. A house standing all on its own is a _____ house.
8. A house joined onto one other house is a _____ house.
9. What type of house do you live in? _____

Past Tense

Write these verbs in the simple past tense.



Past Tense

Verbs  Red

The simplest way to make the past tense is by adding 'ed' to the verb.

Today I talk talk + ed **Yesterday I talked**

If a verb already ends with an 'e', cross it off and then add 'ed'.

Today I smile smile + ed **Yesterday I smiled**

Put these words into the past tense.

Present	Past	Present	Past
jump	_____	hope	_____
paint	_____	play	_____
like	_____	wave	_____
shout	_____	skate	_____

Underline the verbs in red.
Then decide if these sentences are in the present or past.

She brushed her hair.

past / present

They look out of the window.

past / present

I cooked dinner.

past / present

The race started in the park.

past / present

Action (Past): Point thumb backwards over shoulder.



Spelling List 17

1. bus
2. pot
3. swim
4. cube
5. tune
6. used
7. excuse
8. **little**
9. **down**
10. useless

Below is a link to virtual field trips with the National Museum of Ireland.

<https://www.museum.ie/en-IE/Museums/Natural-History/Exhibitions>

Go outside if you can and if the weather allows it. Don't forget to stay 2 metres (about the length of 2 school desks) away from others.

Some useful websites:

www.gonoodle.com

www.justdance.ie

www.comickids.com

www.photosforclass.com

www.primaryscience.ie

www.sciencekids.co.nz

www.freerice.com

www.kiddle.com

www.cula4.com

www.trte.ie/news2day/

www.met.ie/education/school-resources

www.worldbookonline.com/kids/home

www.askaboutireland.ie/learningzone/primary-students-1st--2nd-class/

www.kidrex.com

www.tg4.ie/ga/

