

**8th-12th February 2021**

**Hello to all our First Class boys and girls,**

We hope you are all keeping safe and happy. Next week , 15th-19th of February is our mid-term break , so there won't be any work that week. Here is your work for this week.

Please don't worry if you don't get it all finished and don't worry if you can't print off the sheets, they are just to help you . Thanks for all the work you have been doing so far . You are all working very hard !

**Maths:** **Master Your Maths** book Week 19 (pg. 42, 43). You can do the test on page 84 on Friday. **Operation Maths** book pgs. 94, 95, 105, 116, 117

**English:** The lesson for this week is "Minibeasts " P18. .It is an example of Report writing . Complete the activities on pgs 23 , 24 , and 25 . Page 24 is about learning when to use "is" or "are" , and "has" or "have" .We use is/has for one thing , and we use are/have for more than one thing. Remember to spend about 15 minutes a day reading a book of your choice and ask the adults at home to help with spelling.

Next Sunday is St. Valentine's Day , so you have to learn the poem "Mother's Chocolate Valentine " . There are 4 verses so try to learn one verse each night. You will find the poem on pgs 62 and 63 in your Starlight Core Reader. (The one you were using in school before Christmas )

**Grammar:** This week we will be doing "Alphabetical Order " . We have already done work on this in school so you will be familiar with it . You will find a sheet on this below .

**Spelling list:** We are on to week 19 in our spellings. This week we are focusing on the "ay" sound. We have attached the spelling list for you. We will be doing your spelling test on Seesaw on Friday.

**Gaeilge:** We will be continuing 'Éadaí " We will put the videos on Seesaw for you. You can work on pages 51-54 this week.

**Grow in Love:** Book p30 and 31. It is about a story that Jesus told to his friends- The Parable of the Lost Sheep. We will add the videos to Seesaw. You can access Grow in Love on <https://app.growinlove.ie/en/>. Login use the email trial@growinlove.ie and password growinlove

**Geography:** This month we will still be discussing "The Weather " and looking at how it affects our lives .We will also be looking at temperature . We will be looking at spring again too.

**History:** We are learning about famous people from the past . This week we will look at St. Valentine. We have added a St. Valentine's Day presentation to your activities on Seesaw, have a look and then do the word search.

**Science:** We are looking at the life cycle of a flower . We will be looking at the Bluebell and the primrose, and other spring flowers.

**Music** Enrol in Dabbledoo music for your free subscription:

[https://dabbledoomusic.com/p/parents-subscription-full-access/?product\\_id=1122889&coupon\\_code=20498B](https://dabbledoomusic.com/p/parents-subscription-full-access/?product_id=1122889&coupon_code=20498B)

**GoNoodle Links:**

**Mega Moves Monday:**

<https://app.gonoodle.com/activities/yo-they-got-a-backbone>

**Take Care Tuesday:**

<https://app.gonoodle.com/activities/take-care-with-peanuts-join-the-gang>

**Wellness Wednesday:**

<https://app.gonoodle.com/activities/snake-breath>

**Throwback Thursday:**

<https://app.gonoodle.com/activities/larger-than-life>

**Fearless Friday:**

<https://app.gonoodle.com/activities/we-are-one-en-espanol>

Go outside if you can and if the weather allows it. Don't forget to stay 2 metres (about the length of 2 school desks) away from others.

## Spelling List 19

1. an
2. cat
3. **skin**
4. say
5. away
6. play
7. today
8. **why**
9. **where**
10. playground

# Valentine's Day Story

v j f e b r u a r y z a  
 a b l u p r i e s t l s  
 l t e a c h e r n i i o  
 e w t l k v g c l o q l  
 n w t n n p z t g d p d  
 t w e j p r i s o n z i  
 i s r j m a r r i a g e  
 n a c u f j b a c j c r  
 e i l l m q g v a w g s  
 r n u i t n r o m a n o  
 r t n a n x l z i s y h  
 a c g t c l a u d i u s



Saint  
 Valentine  
 priest  
 roman

Claudius  
 soldiers  
 marriage  
 prison


teacher  
 Julia  
 February  
 letter








# Sources of Heat


Solve the riddles. Write the answers.  
Use the help words.


radiator 

bonfire 

electric blanket 

sun 

fire 


hot water bottle 

1

I am very bright.

I am up high in the sky.

I give you heat and light.

I am the S\_\_\_\_\_ 

2

Do not stand close to me!

You see me at Hallowe'en.

I am a b\_\_\_\_\_.

3

Fill me up with hot water.

Bring me to bed.

I am a \_\_\_\_\_.

4

I am electric.

You plug me into a socket.

I am on a bed.

I am an \_\_\_\_\_.

5

I am made of metal.

You might see me in your  
\_\_\_\_\_ classroom.

I am a \_\_\_\_\_.

6

I am in your house.

I am in your fireplace.

I like coal.

I am a \_\_\_\_\_.





# Spring



Tick the pictures that show spring.



Write **yes** or **no**.

In spring:

Birds build nests for their chicks.

\_\_\_\_\_

Buds fall off the trees.

\_\_\_\_\_

Some animals hibernate.

\_\_\_\_\_

Baby animals are born.

\_\_\_\_\_



# Weather Forecasts



Draw the weekly weather forecast for your area. Then draw what the weather was really like each day.



	Monday	Tuesday	Wednesday	Thursday	Friday
The weather forecast says it will be					
The weather was like this					
We had _____ sunny days.					



Talk about what happens to sunlight on a cloudy day.









## Spring is Here!

The months of spring are February, March and April. In spring, the days begin to get warmer and brighter. Green shoots and buds appear. Flowers such as daffodils and crocuses can be seen. Many baby animals are born in spring. Festivals such as Valentine's Day, St Patrick's Day and Easter take place during spring.

Go on a spring walk.  
Record the signs of spring.

Draw three more signs of spring.











In Australia, the months of spring are September, October and November.



## Spring - Fill in the missing vowels

Fill in the missing vowels for each of the following words:

 sn_wdr_ps	 t_l_p
 bl_ss_m	 ch_ck
 b_d	 b_tt_rfly
 s__d	 l_dyb_g



# Irish Wildflowers

**A** Copy each flower. Write the missing words. Use the word box.

dandelion

bell

yellow

petals

poppy

blue



1. Primrose



2. Bluebell

The primrose has y\_\_\_\_\_ flowers in April or May.

These are bluebells. The bl\_\_\_\_\_ flowers look like tiny bells.



3. Dandelion



4. Daisy

This is a dandelion. The word d\_\_\_\_\_ means 'lion's tooth'.

The daisy flower has lots of white p\_\_\_\_\_ and a yellow eye.



5. Poppy



6. Fuchsia

Poppy flowers have four to six petals. The p\_\_\_\_\_ flower can be red, yellow, orange or pink.

The fuchsia flower looks like a b\_\_\_\_\_. This fuchsia is pink and purple.



## Alphabetical Order

Use a different colour for each section of the alphabet. The first should be red, then yellow, then green and the last blue.

Write the capital letters next to the lower-case letters.

\_\_a\_\_b\_\_c\_\_d\_\_e

\_\_f\_\_g\_\_h\_\_i\_\_j\_\_k\_\_l\_\_m

\_\_n\_\_o\_\_p\_\_q\_\_r\_\_s

\_\_t\_\_u\_\_v\_\_w\_\_x\_\_y\_\_z

Put these sets of letters into alphabetical order.

F B X O

T C N H

q w i r

Put these words into alphabetical order.

Inky

Snake

Bee

pear

apple

orange

**Happy  
Valentine's Day!**

