

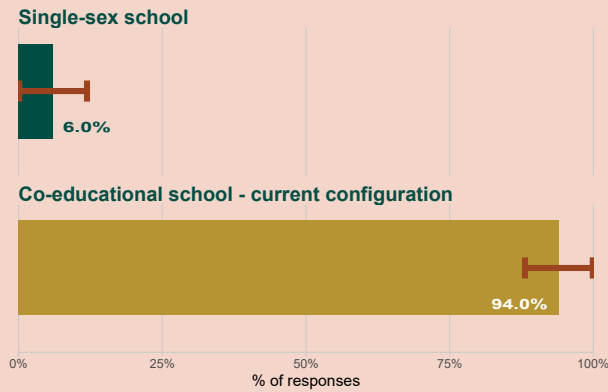
Primary School Survey

School Specific Results

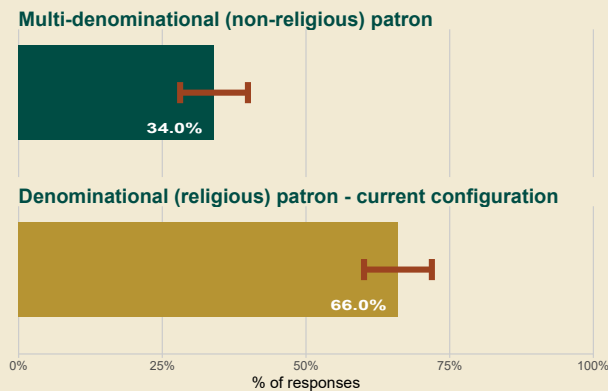
St C3man's Wood Primary School, 20498B
Roscommon, Roscommon

Results from parents and guardians with children in this school

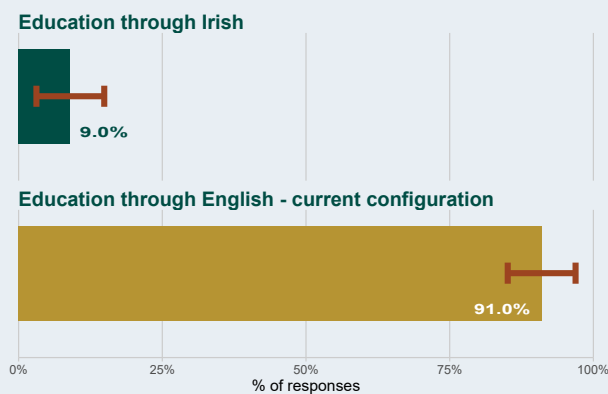
Co-educational / single-sex preference



Patronage / ethos preference



Language preference



School Response Rate

44%

194 out of 442 households

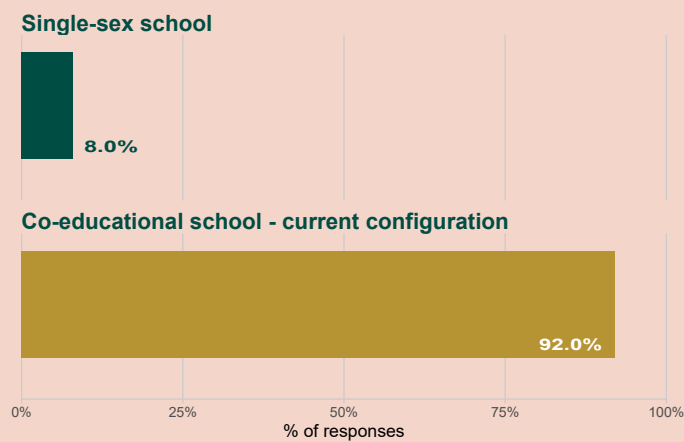
Overall School Margin of Error

Preferences will be $\pm 5.9\%$

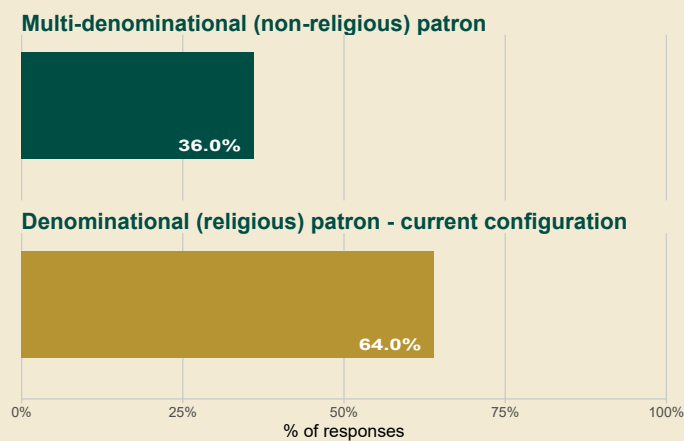
(indicated by red bar)

Results from 50 parents and guardians who indicated that they intend to enrol their children in this school in the future

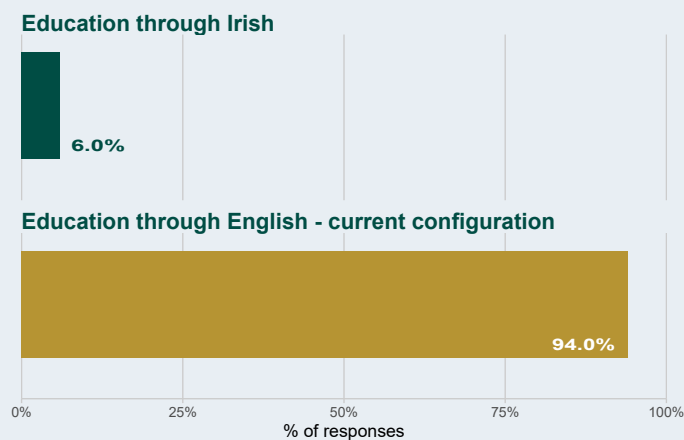
Co-educational / single-sex preference



Patronage / ethos preference



Language preference



Next Steps

The Department of Education and Youth has written to all schools and provided comprehensive information, including on how to understand the survey results and asking each school to reflect on their school-specific report, engage with their school community and consider if the school wishes to request to be included in the first group of schools to action the Primary School Survey results.